

PHILIPS

Xitanium

LED driver



Datasheet

Xitanium G3

Xitanium 36W 0.7-0.85A 42V DS I 230V

9290 028 09006

Advance and reliable LED Drivers

Advance LED Driver range offering Philips reliability. The Xitanium range is compatible with COB and mid-power LEDs from any LED manufacturer.

Benefits

- Design based on Philips experience and knowledge of lighting
- Various power wattage drivers for different applications
- Independent housing design for stand-alone installations
- Advance LED Drivers with premium brand

Features

- Adjustable output current by dip switch
- Safe design with dip switch protected by cubicle
- Low ripple current less than 1%
- 50,000 hours lifetime

Application

- Public buildings (airports, cinemas, theaters, exhibition halls)
- Retail (supermarkets, shops)
- Office

Electrical input data

Specification item	Value	Unit	Condition
Rated input voltage range	220...240	V _{ac}	Performance range
Rated input voltage	230	V _{ac}	
Rated input frequency range	50...60	Hz	Performance range
Rated input current	0.19	A	@ full output power @ rated input voltage
Rated input power	40.5	W	@ rated output power @ rated input voltage
Power factor	0.9		@ full output power @ rated input voltage
Total harmonic distortion	20	%	@ rated output power @ rated input voltage
Efficiency	88	%	@ rated output power @ rated input voltage @max. U _{out}
Input voltage AC range	202...254	V _{ac}	Operational range
Input frequency AC range	47.5...63	Hz	Operational range
Isolation input to output	SELV		

Electrical output data

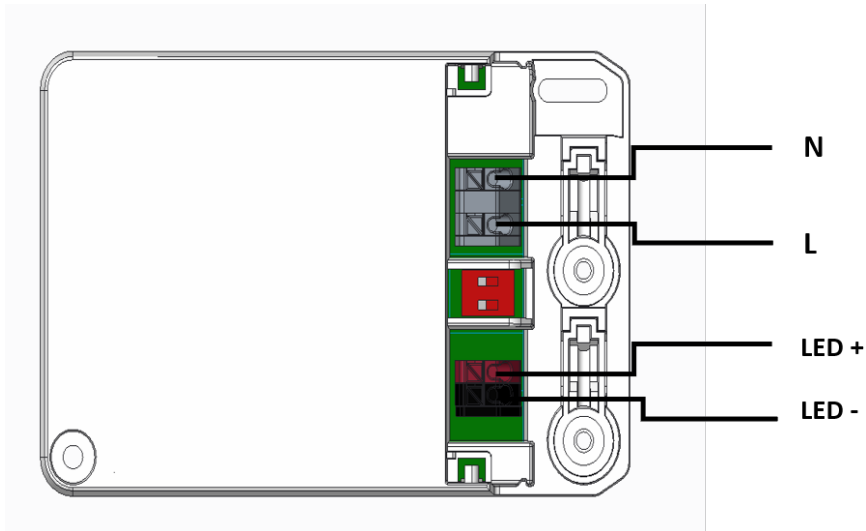
Specification item	Value	Unit	Condition
Regulation method	Constant Current		
Output voltage	30...42	V _{dc}	
Output voltage max.	60	V	Maximum output voltage (rms)
Output current	0.7 / 0.75 / 0.8 / 0.85	A	
Output current tolerance	± 8	%	
Output current ripple LF	< 1	%	Ripple = peak / average, < 3kHz
Output P _{St} ^{LM}	≤ 0.07		In entire operating window
Output SVM	≤ 0.07		In entire operating window
Output power	21...35.7	W	

Electrical data controls input

Specification item	Value	Unit	Condition
Control method			
Isolation controls input to output	No		acc. IEC61347-1

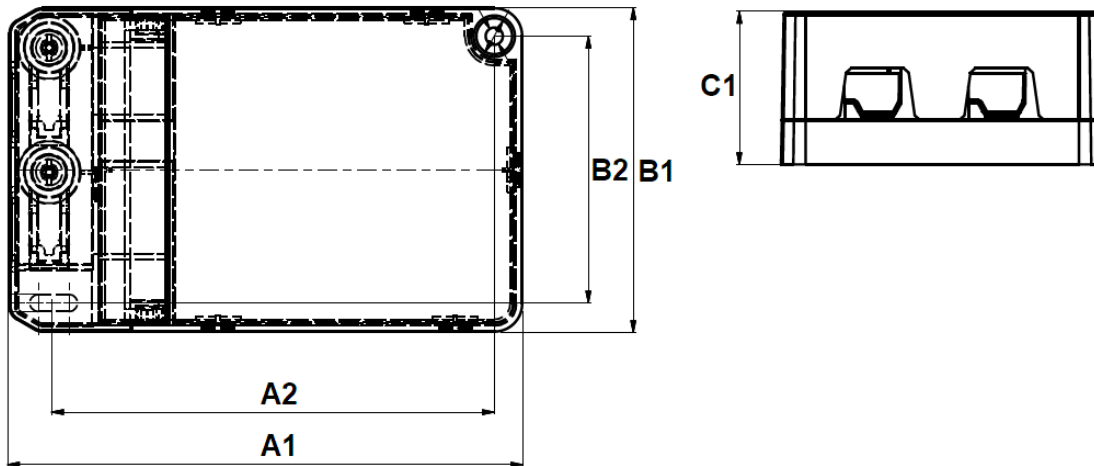
Wiring and Connections

Specification item	Value	Unit	Condition
Input wire cross-section	0.75...1.5	mm ²	Type250 (Independent), solid / stranded wire
	18...16	AWG	Type250 (Independent), solid / stranded wire
Input wire strip length	8...9	mm	
Output wire cross-section	0.75...1.5	mm ²	Type250 (Independent), solid / stranded wire
	18...16	AWG	Type250 (Independent), solid / stranded wire
Output wire strip length	8...9	mm	
Maximum cable length	0.6	m	Total length of wiring including LED module, one way



Dimensions and weight

Specification item	Value	Unit	Condition
Length (A1)	108	mm	
Mounting hole distance (A2)	91.5	mm	
Width (B1)	68	mm	
Width (B2)	56	mm	
Height (C1)	32	mm	
Mounting hole diameter (D1)	3.6	mm	
Weight	119	gram	



Logistical data

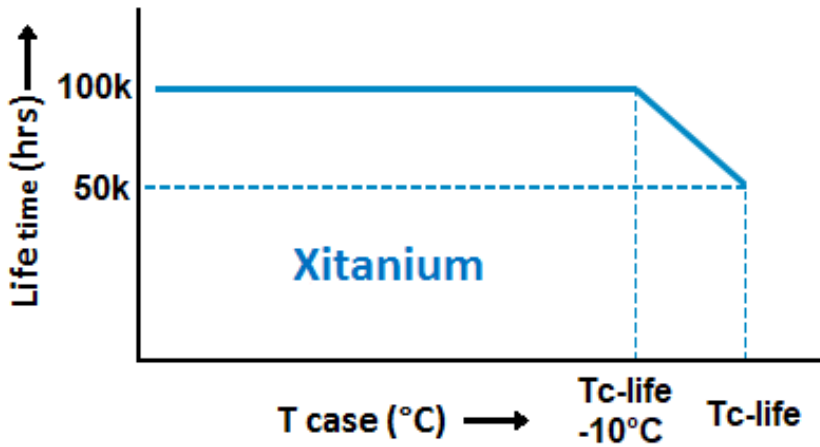
Specification item	Value
Product name	Xitanium 36W 0.7-0.85A 42V DS I 230V
Logistic code 12NC	9290 028 09006
Pieces per box	40

Operational temperatures and humidity

Specification item	Value	Unit	Condition
Ambient temperature	-20...+50	°C	Higher ambient temperature allowed as long as Tcase-max is not exceeded
Tcase-max	80	°C	Maximum temperature measured at T _{case} -point
Tcase-life	70	°C	Measured at T _{case} -point
Maximum housing temperature	130	°C	In case of a failure, inherent by design
Relative humidity	10...90	%	Non-condensing

Lifetime

Specification item	Value	Unit	Condition
Driver lifetime	50,000	hours	Measured temperature at Tcase-point is Tcase-life. Maximum failures = 10%



Storage temperature and humidity

Specification item	Value	Unit	Condition
Ambient temperature	-25...+85	°C	
Relative humidity	5...95	%	Non-condensing

Programmable features

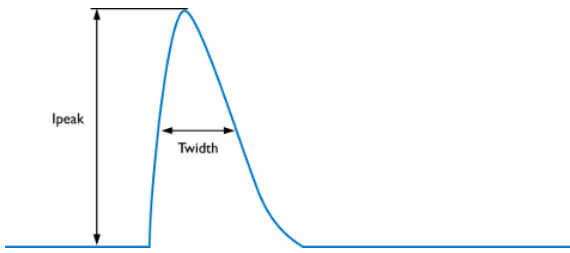
Specification item	Available	Default setting	Condition
Set Adjustable Output Current (AOC)		850 mA	
LED Module Temperature Protection (MTP)	No		
Constant Lumen Over Lifetime (CLO)	No		
DC emergency dimming (DCemDim)	No		

Features

Specification item	Value	Remark	Condition
Open load protection	Yes		Automatic recovering
Short circuit protection	Yes		Automatic recovering
Over power protection	Yes		Automatic recovering
Hot wiring	No		
Suitable for fixtures with protection class	I and II		per IEC60598

Inrush current

Specification item	Value	Unit	Condition
Inrush current I_{peak}	19.5	A	Input voltage 230V
Inrush current T_{width}	258	μ s	Input voltage 230V, measured at 50% I_{peak}
Drivers / MCB 16A type B	≤ 40	pcs	Indicative value



MCB	Rating	Relative number of LED drivers
B	4A	25%
B	6A	40%
B	10A	63%
B	13A	81%
B	16A	100% (stated in datasheet)
B	20A	125%
B	25A	156%
B	32A	200%
B	40A	250%
C	4A	42%
C	6A	63%
C	10A	104%
C	13A	135%
C	16A	170%
C	20A	208%
C	25A	260%
C	32A	340%
C	40A	415%

Driver touch current / protective conductor current

Specification item	Value	Unit	Condition
Typical Touch Current (ins. Class II)	0.7	mA peak	Acc. IEC61347-1. LED module contribution not included

Surge immunity

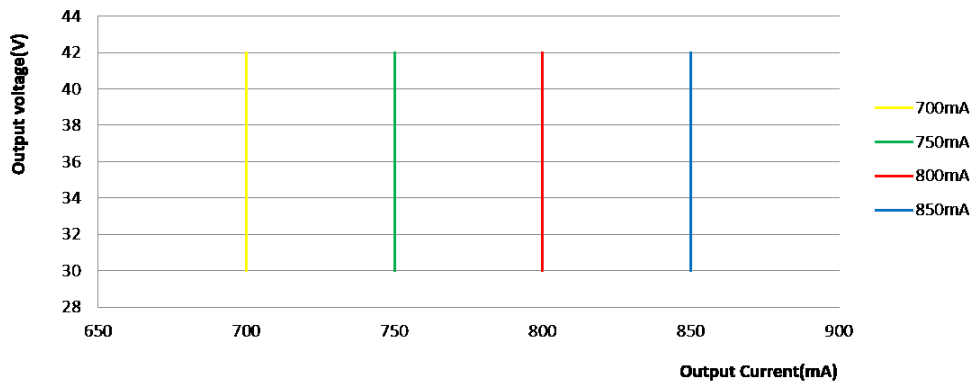
Specification item	Value	Unit	Condition
Mains surge immunity (diff. mode)	1	kV	Acc. IEC61000-4-5. 2 Ohm, 1.2/50us, 8/20us
Mains surge immunity (comm. mode)	2	kV	Acc. IEC61000-4-5. 12 Ohm 1.2/50us,8/20us

Application Info

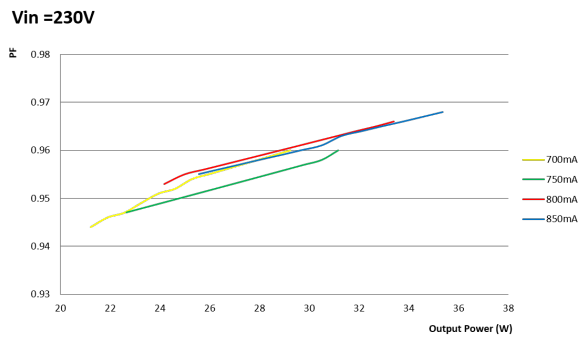
Specification item	Value
Approval marks	CB / CCC / CE / ENEC / KC / RCM / TISI
Ingress Protection classification (IP)	20

Graphs

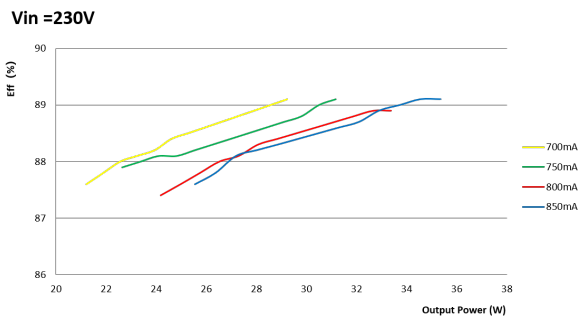
Operating window



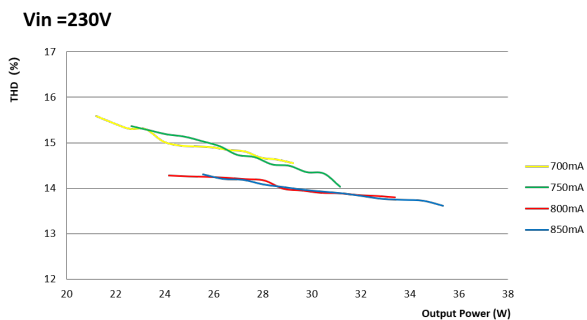
Power factor versus output power



Efficiency versus output power



THD versus output power





©2021 Signify Holding, IBRS 10461, 5600 VB, NL. All rights reserved.

The information provided herein is subject to change without notice. Signify does not give any representation or warranty as to the accuracy or completeness of the information included herein and shall not be liable for any action in reliance thereon. The information presented in this document is not intended as any commercial offer and does not form part of any quotation or contract, unless otherwise agreed by Signify.

Philips and the Philips Shield Emblem are registered trademarks of Koninklijke Philips N.V. All other trademarks are owned by Signify Holding or their respective owners.

Date of release: August 13, 2021

www.philips.com/oem